



New  
**Anti-wrinkle**  
investments.

**BMO**  **Insurance**  
We're here to help.™

**BMO Guaranteed Investment Funds**  
Protected options to help you  
worry less and do more.



# BMO Insurance Building on Our Strength

BMO Insurance offers an extensive portfolio of innovative individual life, health insurance and annuity products. This breadth of products, combined with our unparalleled expertise in meeting clients' needs, makes BMO Insurance the ideal partner to help you build stronger relationships – and a stronger business. With BMO Guaranteed Investment Funds to complement our income annuity options, you can offer your clients an even broader range of wealth management solutions. BMO Insurance shares the same values that have made our parent, **BMO Financial Group**, one of the most recognized and respected financial services organizations in Canada.

## BMO Financial Group – Who We Are

Established in 1817, BMO Financial Group is a highly diversified financial services provider based in North America, and the parent company of BMO Insurance. With total assets of \$642 billion and over 47,000 employees, BMO provides a broad range of retail banking, wealth management and investment banking products and services to more than 12 million customers.

### Insurer Financial Strength Rating

#### A.M. Best Company

BMO Life Assurance Company  
A (Excellent)

### Credit Ratings\* (Senior Debt/Outlook)

Moody's	Aa3 / Negative
S&P	A+ / Stable
Fitch	AA- / Stable
DBRS	AA / Negative

\* BMO Financial Group ratings as of December 2015.





# Table of contents

<b>Introduction to BMO Guaranteed Investment Funds</b>	<b>1</b>
<b>Key Benefits</b>	<b>2</b>
<b>Key Markets</b>	<b>4</b>
<b>Highlighting GIF 75/75 and GIF 75/100</b>	<b>5</b>
<b>Highlighting GIF 100/100</b>	<b>6</b>
<b>Product Overview</b>	<b>7 - 14</b>
<b>Plan Types and Transaction Processing</b>	<b>7 - 9</b>
Available Plans	7
Lump sum Deposits	7
Prestige Class	7
Pre-authorized Debit (PAD)	7
Dollar Cost Averaging (DCA)	7
Switches	8
Withdrawals	8
Transaction Processing	8
DSC-Free Amount	8
Tax Reporting	9
Policyowner Statements	9
Transaction Confirmations	9
<b>Fees, Sales Charge Options and Commissions</b>	<b>9 - 12</b>
Management Expense Ratio (MER)	9 - 10
Sales Charge Options	11
Commissions	11
Death Guarantee Reset Option Fee	12
Other Fees	12
<b>Guarantees</b>	<b>12 - 14</b>
Contract Maturity Date - GIF 75/75, 75/100, 100/100	12, 13, 13
Maturity Date - GIF 100/100	13
Maturity Guarantee - GIF 75/75, 75/100, 100/100	12, 13, 13
Death Guarantee - GIF 75/75, 75/100, 100/100	12, 13, 14
Reset of the Death Guarantee Amount - GIF 75/100, 100/100	13, 14
Reset of the Maturity Guarantee Amount - GIF 100/100	14
Maturity Date Renewal - GIF 100/100	14
Reset of the Maturity Guarantee Amount at Maturity Date	
Renewal - GIF 100/100	14
Annuity Payment - GIF 75/75, 75/100, 100/100	12, 13, 14
<b>Protecting your Client's Savings and Locking-in Market Gains</b>	<b>15 -16</b>
<b>Example of How Maturity Guarantee Resets Work</b>	<b>17 - 18</b>
<b>Case Studies – Putting It All Together</b>	<b>19 - 20</b>
<b>Protecting your Client's Estate for Future Generations</b>	<b>21</b>
<b>Maximizing the Value of your Client's Estate – Death Guarantee Resets</b>	<b>22 - 23</b>
<b>Fund Options and Portfolio Management</b>	<b>24</b>
<b>BMO GIF Funds - At a Glance</b>	<b>25 - 27</b>
<b>BMO GIF Client and Fund Reporting</b>	<b>28</b>
<b>Glossary</b>	<b>29 - 30</b>

# BMO Guaranteed Investment Funds (GIF)

Saving for retirement has become a challenge for today's investors seeking better returns and less return volatility. Younger pre-retirees may be willing to take on more risk to get lower fees and higher potential returns. Retirees or those close to retiring may be looking for higher potential returns but also wanting greater capital protection. Older retirees planning to transfer their wealth on to the next generation may be less concerned with maturity guarantees and more interested in capital preservation in the event of death.

Our current **GIF 100/100 Guarantee Option**, which we dubbed the 'sleep-better-at-night and worry-less GIF' offers a market-leading combination of guarantees and monthly maturity guarantee resets. Building on the success of our BMO Guaranteed Investment Funds, BMO Insurance now offers a wider choice of maturity and death guarantee options and investment choice of funds to help you customize a BMO GIF solution to meet each of your client's unique needs.

## Introducing New Guarantee Options and Funds from BMO Insurance

BMO Insurance is pleased to introduce the **GIF 75/75 Guarantee Option** and **GIF 75/100 Guarantee Option**.

### 2 New GIF Guarantee Options

offers you and your clients greater flexibility and choice

- 75% maturity guarantee on deposits
- 75% death guarantee on deposits or
- 100% death guarantee\*\* on deposits, with automatic triennial resets†
- Market leading low fees
- More investment choice with greater equity content up to 100%, managed by BMO Asset Management
- Dollar cost averaging (DAC) on policy set-up
- Popular no-load sales charge option

BMO Insurance's **GIF 100/100 Guarantee Option** continues to offer an unbeatable combination of guarantees including:

### BMO GIF 100/100

continues to offer an unbeatable combination of guarantees

- 100% maturity guarantee on deposits\*
- 100% death guarantee on deposits\*\*
- Automatic monthly resets of the maturity guarantee†
- Optional triennial resets of the death guarantee††

#### We're pleased to announce the following enhancements:

- All transactions are now processed directly to the chosen fund(s) on every valuation day (**no more holding funds or monthly processing**)!
- 100% death guarantee\*\* and optional triennial resets† extended to age 80 (from age 75)
- Prestige Class is now available on all sales charge options: Front-end load, Deferred Sales Charge and No-load

\* At Maturity: 100% of deposits made at least 15 years and 75% of deposits made less than 15 years from the Maturity Date.

\*\* At Death: 100% on deposits made before the Annuitant is age 80 and 75% on deposits made on or after age 80.

† Automatic monthly resets of the Maturity Guarantee Amount occur up to and including 10 years from the Maturity Date.

†† Automatic resets of the Death Guarantee Amount occur every 3<sup>rd</sup> policy anniversary up to and including the last policy anniversary before the Annuitant's 80<sup>th</sup> birthday.

‡ Additional fee applies.

# Key Benefits

BMO Guaranteed Investment Funds make it easier for you to manage your clients' investments by taking a lot of the worry and work out of investing in the market.



## BMO GIF - Guarantee Options

	GIF 75/75 <b>NEW</b>	GIF 75/100 <b>NEW</b>	GIF 100/100
Maturity Date	Age 100	Age 100	Client chosen: 15-25 years
Maturity Guarantee	75% of deposits at maturity date	75% of deposits at maturity date	100% of deposits made at least 15 years and 75% of deposits made less than 15 years from the maturity date
Maturity Guarantee Resets	None	None	Automatic monthly until 10 years before maturity date
Death Guarantee	75% of deposits	100% of deposits made before age 80; 75% of deposits made on or after age 80	100% of deposits made before age <b>80 (New!)</b> ; 75% of deposits made on or after age <b>80</b>
Death Guarantee Resets	None	Every three years up to and including the last policy anniversary before the Annuitant's 80 <sup>th</sup> birthday ( <i>Standard feature</i> )	<i>Optional feature:</i> Every three years up to and including the last policy anniversary before the Annuitant's <b>80<sup>th</sup> birthday (New!)</b> (the Death Guarantee Reset Option must be selected at policy issue; additional fee applies)
Fund Options	8 New Fund Choices : • 6 BMO ETF portfolios • BMO Low Volatility Canadian and U.S. Equity ETFs Money Market	8 New Fund Choices : • 6 BMO ETF portfolios • BMO Low Volatility Canadian and U.S. Equity ETFs Money Market	4 Fund Choices: • Canadian Balanced Growth • U.S. Balanced Growth • Canadian Income Strategy • North American Income Strategy Money Market
MERS	2.02% – 2.58% <sup>†</sup>	2.17% – 2.98% <sup>†</sup>	2.95% - 3.08% <sup>††</sup>
Prestige Class	Not available	Not available	Prestige FEL <b>(New!)</b> Prestige DSC <b>(New!)</b> Prestige No-load
Transaction Processing	Daily	Daily	Daily <b>(New!)</b>

Depending on your client's needs, BMO Insurance can help you tailor a solution with GIF plans offering market leading maturity guarantees and resets, or market leading low fees, all with competitive commissions. BMO GIFs are issued by BMO Life Assurance Company, a member of the BMO Financial Group, which means you and your clients can count on great service for the life of the investment.

<sup>†</sup> MERS are estimates only based on the management fee, insurance fee, fixed administrative expenses (0.25%) plus applicable taxes.

<sup>††</sup> Based on estimates or actual MERS as of December 31, 2015; includes management fee, insurance fee, fixed administrative expenses (0.25%) plus applicable taxes.



























# Key Markets

Today's pre-retirees and retirees are becoming more cautious and conservative investors. With today's unprecedented low interest rates, it has become a challenge for many investors to meet their retirement income needs without taking on more risk to get higher potential investment returns. Furthermore, the volatility of stock markets in recent years has made investors even more sensitive to risk when it comes to their hard-earned retirement savings. BMO Guaranteed Investment Funds is the solution your clients have been looking for.

Ideal Customer	The BMO GIF Advantage
<p><b>Pre-retirement/Wealth Accumulation</b></p> <p>An attractive solution for 45 to 55 year old pre-retirees who are willing to take on some risk to get lower fees and higher potential returns, but want some downside market protection.</p> <p>Downside Protection  Fees  Equity Content  Potential Returns </p>	<p><b>Solution: GIF 75/75</b> </p> <ul style="list-style-type: none"> <li>• Lowest fees</li> <li>• More investment fund choice with greater equity content available</li> <li>• Invests in BMO ETFs and ETF Portfolios managed by BMO Asset Management</li> <li>• No less than 75% of investments paid to beneficiary in event of death</li> <li>• Popular no-load sales charge option</li> </ul>
<p><b>Professionals/Business Owners</b></p> <p>Entrepreneurs looking for creditor protection and lower fees, while building funds that are fully accessible in case of emergencies or to assist in succession planning.</p> <p>Creditor Protection  Fees  Equity Content  Potential Returns </p>	<p><b>Solution: GIF 75/75</b> </p> <ul style="list-style-type: none"> <li>• Lowest fees</li> <li>• Creditor protection to protect personal assets from business liability<sup>§</sup></li> <li>• No less than 75% of investments paid to beneficiary in event of death</li> <li>• More investment fund choice with greater equity content available</li> <li>• Invests in BMO ETFs and ETF Portfolios managed by BMO Asset Management</li> <li>• Popular no-load sales charge option</li> </ul>
<p><b>Retirement/Estate Preservation and Wealth Transfer</b></p> <p>Retirees and seniors age 65 to 90 looking for higher potential returns while preserving estate values and wanting to transfer assets to heirs in a timely, private and cost-effective manner.</p> <p>Estate Value Protection  Cost-effective Wealth Transfer  Equity Content  Potential Returns </p>	<p><b>Solution: GIF 75/100</b> </p> <ul style="list-style-type: none"> <li>• Lower fees leaving more to accumulate wealth</li> <li>• Estate protection: Up to 100% of investments paid to beneficiary in event of death<sup>**</sup></li> <li>• Automatic triennial death guarantee resets to build legacy value<sup>††</sup></li> <li>• No probate, executor or legal/administration fees maximizes wealth transfer</li> <li>• More fund choice with greater equity content available</li> <li>• Invests in BMO ETFs and ETF Portfolios managed by BMO Asset Management</li> <li>• Popular no-load sales charge option</li> </ul>
<p><b>Pre-retirement/Protected Wealth Accumulation</b></p> <p>An attractive solution for 55 to 65 year old pre-retirees who are looking for higher potential returns while protecting their investment as they get closer to retirement.</p> <p>Capital Protection  Estate Value Protection  Resets  Potential Returns </p>	<p><b>Solution: GIF 100/100</b> </p> <ul style="list-style-type: none"> <li>• Highest level of guarantees: <ul style="list-style-type: none"> <li>» Capital protection: Up to 100% of investments returned in as few as 15 years<sup>*</sup></li> <li>» Estate protection: Up to 100% of investments paid to beneficiary in event of death<sup>**</sup></li> </ul> </li> <li>• Automatic monthly maturity guarantee resets<sup>†</sup> (automatically locks-in market gains)</li> <li>• Option for automatic triennial death guarantee resets<sup>††</sup></li> <li>• Balanced funds for reduced volatility, designed by BMO Asset Management</li> <li>• Popular no-load sales charge option</li> <li>• Prestige Class pricing for high net worth clients</li> </ul>

<sup>\*</sup> 100% on deposits made at least 15 years and 75% on deposits made less than 15 years from the Maturity Date. <sup>\*\*</sup> 100% on deposits made before the Annuitant is age 80 and 75% on deposits made on or after age 80. <sup>†</sup> Automatic monthly resets of the Maturity Guarantee Amount occur up to and including 10 years from the Maturity Date. <sup>††</sup> Automatic resets of the Death Guarantee Amount occur every 3rd policy anniversary up to and including the last policy anniversary before the Annuitant's 80<sup>th</sup> birthday. <sup>‡</sup> Additional fee applies. <sup>§</sup> Creditor Protection rules depend on legislation and vary by province. It cannot be guaranteed. Your clients should consult a legal advisor for their specific situation.

# Highlighting GIF 75/75 and GIF 75/100



## Scenario 1

**Your client is young (45-55) and saving for retirement but is willing to take on some risk for higher potential returns**

- GIF 75/75 provides the lowest fees, maximizing potential returns
- More fund choice with availability of up to 100% equity
- 75% maturity and death guarantees on deposits

## Scenario 2

**Your client runs a small business looking for creditor protection of personal assets**

- GIF 75/75 provides the lowest fees offering creditor protection
- 75% maturity and death guarantees on deposits
- Funds fully accessible in case of emergencies or to assist in succession planning

## Scenario 3

**Your client is retired (70+) and wanting to leave a legacy to their grandchildren; not as concerned with maturity guarantee as may not live to maturity date**

- GIF 75/100 provides greater estate protection for wealth transfer
- Automatic triennial death guarantee resets lock-in market gains to build legacy
- No probate, executor or legal/administrative fees



# Highlighting GIF 100/100

100  
100

## Choosing a Maturity Date... The long and short of it.

Helping your clients select a Maturity Date for their guarantees is an important part of the advice you give them. Here are some tips:

### Scenario 1

#### Your client is young (under 50) and saving for retirement

- Go for the longest Maturity Date of 25 years
- Maximize the monthly maturity guarantee reset benefit for 15 years (up to 10 years before the Maturity Date) to lock-in market gains and maximize the Maturity Benefit at renewal
- Client can make Subsequent Deposits for 10 years at 100% maturity guarantee
- Maturity Benefit is most important to your client

### Scenario 2

#### Your client is 50+ and has already earmarked this non-registered investment to supplement their income once retired

- Choose a maturity date to match your client's expected retirement income start year
- This could be anywhere from 15-25 years
- This approach takes advantage of maturity guarantee resets to lock-in market gains and maximize the Maturity Benefit available to fund retirement income
- The Death Guarantee Reset Option provides the potential to lock-in market gains and protect these gains during market downturns
- At maturity, your client can decide to renew the investment or fund a retirement income vehicle

### Scenario 3

#### Your client is retired (60+), does not need the money in the short term for retirement income but is concerned about preserving capital for the future

- Go for the shortest Maturity Date of 15 years
- The Maturity Benefit with automatic monthly resets has value on the Maturity Date if the client is living
- Your client gets a 100% death benefit guarantee on all deposits made before age 80
- The Death Guarantee Reset Option provides the potential to lock-in market gains for your client's beneficiaries in the event of death before maturity



#### Choosing a Maturity Date

100  
100



	Retirement Income need	Estate Preservation need
Young (< 50)	Long: 25 years	Long: 25 years
Mature (50-60)	Short to medium: 15-25 years	Short to medium: 15-25 years
Retired (60+)	Short: 15 years	Short: 15 years





# Product Overview

## Features Common to GIF 75/75, GIF 75/100, GIF 100/100 Guarantee Options (except where noted)

### Plan Types and Transaction Processing

Available Plans	<b>Savings Plans:</b> Non-registered, RSP, LRSP*, RLSP*, LIRA*, TFSA					
	<b>Retirement Income Plans:</b> RIF, LIF*, RLIF*, LRIF*, PRIF* <small>* Must complete and sign the applicable locked-in endorsement (forms are available in Administration and Regulatory Documents at <a href="http://www.bmoinsurance.com/advisor/GIF">www.bmoinsurance.com/advisor/GIF</a>).</small>					
Lump sum Deposits	Account Type	Latest Age to Deposit*		Latest Age to Hold Contract*	Minimum Initial Deposit Amounts	Minimum Subsequent Deposit Amounts
		GIF 75/75 GIF 75/100	GIF 100/100			
	Non-registered, TFSA	90	85	100	\$500 per Fund; or monthly PAD \$50	\$100 per Fund; or monthly PAD \$50
	RIF, LIF†, LRIF, PRIF, RLIF	90	85	100†	\$10,000	\$500 per Fund
	RSP, LIRA, LRSP, RLSP	71	71	100**	\$500 per Fund; or monthly PAD \$50‡	\$100 per Fund; or monthly PAD \$50‡
<small>* All dates are as of December 31 of the Annuitant's age shown.  ** For RSP, LIRA, LRSP or RLSP Contracts, subject to conversion to a RIF or locked-in income plan at age 71 or the latest age to own an RSP under the Income Tax Act (Canada) (the "Tax Act").  † Except where federal or provincial laws respecting LIFs require you to annuitize your LIF at age 80, the latest age to deposit is 65 and the latest age to hold the Contract is age 80.  ‡ PAD available on RSP only.</small>						
Prestige Class (GIF 100/100 Only)  	<ul style="list-style-type: none"> <li>Available on all sales charge options: Front-end load (FEL), Deferred Sales Charge (DSC) and No-load (NL)</li> <li>To qualify for Prestige Class, your client must hold at least \$250,000 in one or more BMO GIF Contracts issued in their name and complete a Prestige Class Agreement (Form 646E)</li> </ul> <b>Transaction processing:</b> <ol style="list-style-type: none"> <li>Change in fund class (e.g. Class A to Prestige Class) within the same sales charge option can be made on any Valuation Day (no impact to guarantees; not a taxable disposition).</li> <li>Any other transactions involving Prestige Class funds subject to normal processing rules.</li> </ol>					
Pre-authorized Debit (PAD) also known as Pre-authorized Chequing (PAC)	<ul style="list-style-type: none"> <li><b>Minimum PAD amount:</b> \$50 per Fund</li> <li>Available on non-registered, RSP and TFSA plans</li> <li>Available monthly, quarterly, semi-annually and annually</li> </ul> <b>PADs are available only through a direct paper transaction request.</b>					
Dollar Cost Averaging (DCA)  	<ul style="list-style-type: none"> <li><b>Minimum DCA amount:</b> \$50 per Fund</li> <li>Available on non-registered, RSP and SRSP plans</li> <li>Available monthly, quarterly, semi-annually and annually</li> </ul> <b>DCA is available only through a direct paper transaction request.</b>					

<p>Switches</p>	<p><b>Minimum amount per switch:</b> \$500 per Fund</p> <ul style="list-style-type: none"> <li>• Unlimited free switches</li> <li>• Maturity or Death Guarantee Amounts not impacted (may result in a capital gain or loss since it creates a taxable disposition)</li> <li>• Transfers between different sales charge options, guarantee options or contracts are treated as a withdrawal and a subsequent Deposit and may affect the maturity and death guarantees. In a non-registered Contract, this transaction may result in a capital gain or loss as it creates a taxable disposition.</li> </ul> <div>  <p>A short-term trading fee may be applied for switches made within 90 days of a premium being applied to a Fund.</p> </div> <p><b>Switches within the same sales charge option and from Class A to Class A Funds are available through FundSERV or direct paper transaction request. All other switches are only available through a direct paper transaction request.</b></p>
<p>Withdrawals</p>	<p>Unscheduled or scheduled (Scheduled Withdrawal Plan - SWP) withdrawals are available.</p> <p><b>Minimum withdrawal amounts:</b></p> <ul style="list-style-type: none"> <li>• Unscheduled: \$500 per Fund</li> <li>• Scheduled (SWP): \$100 per payment</li> <li>• RIF annual minimum amount</li> </ul> <p><b>SWP frequencies:</b> monthly, quarterly, semi-annually and annually</p> <p>Withdrawals from a specified Fund will be processed on a FIFO basis (oldest units first). Withdrawals of units from a Fund under the DSC sales option will be processed in this order:</p> <ol style="list-style-type: none"> <li>1 DSC-free units</li> <li>2 Mature DSC units not subject to DSC (oldest units first)</li> <li>3 Units subject to DSC (oldest units first)</li> </ol> <div>  <p>Withdrawals will proportionately reduce the Maturity and Death Guarantee Amount.</p> </div> <p><b>SWPs are available only through a direct paper transaction request.</b></p>
<p>Transaction Processing</p> <p><b>NEW</b></p>	<p><b>All transactions are processed every Valuation Day:</b></p> <p>Lump sum deposits, switches, withdrawals, PADs and SWPs <b>(no more holding funds or monthly processing)</b>.</p> <p>The transaction request must be received by 4:00 p.m. EST to be processed that day based on that day's closing Unit Value(s); otherwise, the transaction will be processed on the next Valuation Day.</p>
<p>DSC-Free Amount</p>	<p><b>The DSC-free limit for each Fund is the sum of:</b></p> <ol style="list-style-type: none"> <li>1 10% of the number of any DSC Units allocated to that Fund on December 31 of the previous + calendar year; and</li> <li>2 10% of the number of any DSC Units allocated to that Fund from Deposits made in the current calendar year.</li> </ol> <p>The DSC-free withdrawal allocation is not cumulative and cannot be carried forward for use in future calendar years. After all Units under the DSC-free withdrawal allocation have been used, an additional number of Units can be redeemed by paying the applicable sales charge.</p> <p>The DSC-free amount does not apply to either the front-end load or no-load sales options.</p> <p><b>GIF 100/100:</b></p> <p>Withdrawal of DSC units to pay fees for the Death Guarantee Reset Option (if elected) will not impact the DSC-Free Amount.</p>

## Plan Types and Transaction Processing continued >

Tax Reporting	<p><b>Non-registered policies:</b> Interest, dividends and capital gains must be included as taxable income in the year received. While the treatment of “top-up” payments under the Tax Act is not certain, we plan to report them as capital gains.</p> <p><b>Registered policies:</b> Withdrawals are fully taxable in the year withdrawals are processed. A top-up payment within a registered plan is deemed taxable income when withdrawn from the registered plan.</p>
Policyowner Statements	Annual and semi-annual statements are mailed to policyowners with copies sent to advisors via their MGA.
Transaction Confirmations	Confirmations are mailed to policyowners with copies sent to advisors via their MGA.

## Fees, Sales Charge Options and Commissions



### Management Expense Ratio (MER)

Each segregated fund has its own management and insurance fees, operating expenses, plus applicable taxes. They are deducted from the segregated fund.

The MER shows the percentage of the segregated fund used to pay for these fees and expenses in a calendar year. It is deducted daily from the net assets of the fund before the daily Unit Value is calculated.

BMO Insurance pays certain operating expenses including audit and legal fees and expenses; custodian and transfer agency fees; costs attributable to the administration of the segregated

funds, including the cost of the record keeping system; costs of financial reports and other types of reports, statements and communications to policyholders; fund accounting and valuation costs and regulatory filing fees (collectively the “Administration Expenses”). In return, each Fund pays BMO Insurance an administration fee of 0.25% (the “Administration Fee”). This provides a more predictable level of Fund operating expenses for your clients. The Administration Fee is an annual percentage of the net asset value of the Fund. The following tables show the management fee, insurance fee; insurance fee limit (noted in brackets) and estimated/actual MER, presented on an annual basis.


**GIF 100/100**


Fund	Management Fee*		Insurance Fee (Insurance Fee Limit)**	MER	
	Class A	Prestige Class		Class A	Prestige Class
Canadian Balanced Growth	1.50%	1.15%	1.03% (1.54% Limit)	3.06%††	2.66%††
U.S. Balanced Growth	1.50%	1.15%	1.03% (1.54% Limit)	3.08%††	2.63%††
Canadian Income Strategy	1.70%	1.35%	0.78% (1.28% Limit)	3.04%†	2.61%†
North American Income Strategy	1.70%	1.35%	0.73% (1.23% Limit)	2.95%†	2.51%†
Money Market	1.00%		0.00% (0.00% Limit)	0.56%‡	

\* Management fee includes the management fee charged by the Underlying Fund(s), but excludes applicable taxes. \*\* Insurance fee listed excludes applicable taxes. † Actual MER as of December 31, 2015; includes management fee, insurance fee, fixed administrative expenses (0.25%) plus applicable taxes. †† MER is an estimate based on lower management and insurance fees which were effective May 1, 2015. ‡ BMO Insurance is currently waiving a portion of the fees for this Fund. BMO Insurance has no obligation to continue waiving these fees and can terminate the waiver at any time without notice. For the period ending on December 31, 2015, the MER without the waiver is 1.37% for the Money Market Fund.



**NEW****GIF 75/100****75  
100**

Fund	Management Fee* Class A	Insurance Fee (Insurance Fee Limit)**	MER Class A†
Fixed Income ETF Portfolio	1.30%	0.37% (0.87% Limit)	2.17%
Income ETF Portfolio	1.40%	0.50% (1.00% Limit)	2.43%
Conservative ETF Portfolio	1.40%	0.55% (1.05% Limit)	2.48%
Balanced ETF Portfolio	1.45%	0.63% (1.13% Limit)	2.63%
Growth ETF Portfolio	1.45%	0.76% (1.26% Limit)	2.78%
Equity Growth ETF Portfolio	1.50%	0.76% (1.26% Limit)	2.83%
Low Volatility Canadian Equity ETF	1.55%	0.84% (1.34% Limit)	2.98%
Low Volatility U.S. Equity ETF	1.50%	0.85% (1.35% Limit)	2.94%
Money Market	1.00%	0.00% (0.00% Limit)	1.40%

\* Management fee includes the management fee charged by the Underlying Fund(s), but excludes applicable taxes. \*\* Insurance fee listed excludes applicable taxes. † The fund was launched on June 21, 2016 and the MER is an estimate (including applicable taxes).

**NEW****GIF 75/75****75  
75**

Fund	Management Fee* Class A	Insurance Fee (Insurance Fee Limit)**	MER Class A†
Fixed Income ETF Portfolio	1.30%	0.24% (0.74% Limit)	2.02%
Income ETF Portfolio	1.40%	0.32% (0.82% Limit)	2.22%
Conservative ETF Portfolio	1.40%	0.37% (0.87% Limit)	2.28%
Balanced ETF Portfolio	1.45%	0.37% (0.87% Limit)	2.34%
Growth ETF Portfolio	1.45%	0.45% (0.95% Limit)	2.43%
Equity Growth ETF Portfolio	1.50%	0.45% (0.95% Limit)	2.48%
Low Volatility Canadian Equity ETF	1.55%	0.48% (0.98% Limit)	2.58%
Low Volatility U.S. Equity ETF	1.50%	0.53% (1.03% Limit)	2.58%
Money Market	1.00%	0.00% (0.00% Limit)	1.40%



\* Management fee includes the management fee charged by the Underlying Fund(s), but excludes applicable taxes. \*\* Insurance fee listed excludes applicable taxes. † The fund was launched on June 21, 2016 and the MER is an estimate (including applicable taxes).

## Fees, Sales Charge Options and Commissions continued >

Sales Charge Options		<b>Front-end load (FEL):</b> The front-end load is negotiated between you and the policyowner (0 - 5.0%).					
		<div><div>!</div><div>Maturity and Death Guarantee Amounts are based on the gross Deposit amount (before FEL sales charges).</div></div>					
		<b>Deferred Sales Charge (DSC) schedule:</b>					
		Period during which withdrawal is made following date of Deposit		Percentage of Market Value of Units withdrawn			
		Year 1		5.5			
		Year 2		5.0			
		Year 3		5.0			
		Year 4		4.0			
		Year 5		4.0			
		Year 6		3.0			
		Year 7		2.0			
		Year 8 and thereafter		0.0			
		<div><div>!</div><div>DSC is not charged on the payment of a Death Benefit.</div></div>					
		<b>No-load (NL):</b> No sales charge to client, but a uniform prorated 24 month commission chargeback to advisor.					
Commissions (Gross)		Front-end load		Deferred Sales Charge		No-load	
		Deposit	0 – 5.0% negotiated with client	5.5%	2.5%*		
			* uniform prorata commission chargeback for withdrawals in the first 24 months				
		Trailer (paid monthly)	1.00% (100 bps) of investment value starting in 1 <sup>st</sup> month 0% money market	0.50% (50 bps) of investment value starting in 1 <sup>st</sup> month 0% money market	1.00% (100 bps) of investment value starting in 25 <sup>th</sup> month 0% money market		
		Front-end load		Deferred Sales Charge		No-load	
Deposit	0 – 5.0% negotiated with client	5.0% (< 20 years*) 5.5% (≥ 20 years*) * number of years from Deposit date to Maturity Date	2.5% (< 20 years*) 3.0% (≥ 20 years*) * number of years from Deposit date to Maturity Date; uniform prorata commission chargeback for withdrawals in first 24 months				
	Trailer (paid monthly)	1.00% (100 bps) <b>Class A</b> 0.75% (75 bps) <b>Prestige Class</b> of investment value starting in 1 <sup>st</sup> month 0% money market	0.50% (50 bps) <b>Class A</b> 0.25% (25 bps) <b>Prestige Class</b> of investment value starting in 1 <sup>st</sup> month 0% money market	1.00% (100 bps) <b>Class A</b> 0.75% (75 bps) <b>Prestige Class</b> of investment value starting in 25 <sup>th</sup> month 0% money market			



<b>Death Guarantee Reset Option Fee (GIF 100/100 only)</b>	If option is selected, fee for each fund is calculated daily and collected every 6 months* (June 30 and December 31) until age 80 by withdrawing units from each fund.		
	<b>Fee rates applied to fund MV:</b>		
	Fund	Annual Fee Rate	Annual Fee Rate Limit
	Money Market	0.0%	0.0%
	Canadian Balanced Growth	0.20%	0.30%
	Canadian Income Strategy	0.15%	0.30%
	U.S. Balanced Growth	0.20%	0.30%
<b>Other Fees</b>	North American Income Strategy	0.15%	0.30%
	* Collection of fees could be earlier on the date the entire or partial value of a fund is withdrawn or switched out of the fund.		
	Fees may apply on certain transactions. <b>Fees include:</b>		
	<ul style="list-style-type: none"> <li>• NSF charges;</li> <li>• Short-term trading fees; and</li> <li>• Recovery of expenses and investment losses.</li> </ul>		


## Guarantees


<div>  <b>GIF 75/75</b>  </div>	
<b>Contract Maturity Date</b>	December 31 <sup>st</sup> in the year Annuitant turns age 100
<b>Maturity Guarantee</b>	<p><b>On the Contract Maturity Date, the Maturity Benefit your client will receive is the greater of:</b></p> <ul style="list-style-type: none"> <li>• the Maturity Guarantee Amount; and</li> <li>• the Market Value of the Contract</li> </ul> <p><b>Maturity Guarantee Amount:</b> 75% of deposits (reduced proportionately for withdrawals)</p>
<b>Death Guarantee</b>	<p>If your client dies before the Contact Maturity Date, we will pay the Death Benefit to their designated Beneficiary.</p> <p><b>The Death Benefit will be the greater of:</b></p> <ul style="list-style-type: none"> <li>• the Death Guarantee Amount; and</li> <li>• the Market Value of the Contract</li> </ul> <p><b>Death Guarantee Amount:</b> 75% of deposits (reduced proportionately for withdrawals)</p>
<b>Annuity Payment</b>	At the Contract Maturity Date we will start making payments to your client unless they select another option.



## Guarantees continued >

<div>  <div> <b>GIF 75/100</b> <div> 75 100 </div> </div> </div>	
<b>Contract Maturity Date</b>	December 31 <sup>st</sup> in the year Annuitant turns age 100
<b>Maturity Guarantee</b>	<p><b>On the Contract Maturity Date, the Maturity Benefit your client will receive is the greater of:</b></p> <ul style="list-style-type: none"> <li>• the Maturity Guarantee Amount; and</li> <li>• the Market Value of the Contract</li> </ul> <p><b>Maturity Guarantee Amount:</b> 75% of deposits (reduced proportionately for withdrawals)</p>
<b>Death Guarantee</b>	<p>If your client dies before the Contract Maturity Date, we will pay the Death Benefit to their designated Beneficiary.</p> <p><b>The Death Benefit will be the greater of:</b></p> <ul style="list-style-type: none"> <li>• the Death Guarantee Amount; and</li> <li>• the Market Value of the Contract</li> </ul> <p><b>Death Guarantee Amount:</b> 100% of deposits made before age 80; 75% of deposits made on or after age 80 (reduced proportionately for withdrawals)</p>
<b>Reset of the Death Guarantee Amount</b>	<p>The Death Guarantee Amount can be increased through resets. Resets occur automatically on every 3<sup>rd</sup> policy anniversary up to and including the last policy anniversary before the Annuitant's 80<sup>th</sup> birthday.</p> <div>  <p>This is a standard feature and is included as a benefit when your client selects this guarantee option.</p> </div>
<b>Annuity Payment</b>	At the Contract Maturity Date we will start making payments to your client unless they select another option.

<div>  <div> <b>GIF 100/100</b> <div> 100 100 </div> </div> </div>	
<b>Contract Maturity Date</b>	December 31 <sup>st</sup> in the year Annuitant turns age 100
<b>Maturity Date</b>	<p>When your client applies for their BMO GIF policy, they must select the year of the Maturity Date. Once selected, this Maturity Date cannot be changed.</p> <p><b>The Maturity Date must meet all of the conditions below:</b></p> <ul style="list-style-type: none"> <li>• falls on December 31 of the year your clients select;</li> <li>• provides for a term of at least 15 years but not more than 25 years from the Effective Date of the Contract; and</li> <li>• is not after the Contract Maturity Date.</li> </ul> <p>Any Subsequent Deposits will have the same client-selected Maturity Date as the Initial Deposit.</p>
<b>Maturity Guarantee</b>	<p><b>On the Maturity Date, the Maturity Benefit your client will receive is the greater of:</b></p> <ul style="list-style-type: none"> <li>• the Maturity Guarantee Amount; and</li> <li>• the Market Value of the Contract</li> </ul> <p><b>Maturity Guarantee Amount:</b> 100% of deposits made at least 15 years and 75% of deposits made less than 15 years from the Maturity Date. Guarantee Amount will be reduced proportionately by any withdrawals your clients make with the potential to increase by resets.</p>

<b>Reset of the Maturity Guarantee Amount</b>	<p>The Maturity Guarantee Amount can be increased through resets.</p> <p>Resets occur automatically on the last Valuation Day of each month up to 10 years before the Maturity Date. Resets for the 100% and 75% guarantee level are performed separately with the potential to increase the Maturity Guarantee Amount to 100% or 75% of the Market Value of the Deposits, as applicable.</p> <p>Resets do not impact the client-selected Maturity Date.</p>
<b>Death Guarantee</b>	<p>If your client dies before the Maturity Date, we will pay the Death Benefit to their designated Beneficiary.</p> <p><b>The Death Benefit will be the greater of:</b></p> <ul style="list-style-type: none"> <li>• the Death Guarantee Amount; and</li> <li>• the Market Value of the Contract</li> </ul> <p><b>Death Guarantee Amount:</b> 100% of deposits made before age 80; 75% of deposits made on or after age 80.</p> <p>No sales charges will be applied on death. The Death Guarantee Amount will be reduced proportionately by any withdrawals your clients make.</p>
<b>Reset of the Death Guarantee Amount</b>	<p>The Death Guarantee Amount can be increased through resets. Resets occur automatically on every 3<sup>rd</sup> policy anniversary up to and including the last policy anniversary before the Annuitant's 80<sup>th</sup> birthday.</p> <div>  <p>This is an optional feature on this guarantee option. The Death Guarantee Reset Option must be selected at time of application. Additional fee applies (see Death Guarantee Reset Option Fee). The Death Guarantee Reset Option can be cancelled at any time; however, once cancelled cannot be elected again.</p> </div>
<b>Maturity Date Renewal</b>	<p>Your clients have the option to renew a Maturity Date and continue the Contract when a Maturity Date expires. We calculate guarantees for the new term based on an amount called the "Renewal Deposit". The Renewal Deposit is equal to the previous term's Maturity Benefit. Guarantee levels for the maturity and death guarantees for the new term follow the same rules as for the previous term, subject to the length of the new term and the age of the Annuitant at renewal.</p> <p>The new Maturity Date may be less than 15 years only in the event there would be less than 15 years to the Contract Maturity Date. This would reduce the guarantee level for maturity guarantees to 75%. Please consider selection of renewal Maturity Dates for your clients carefully.</p>
<b>Reset of the Death Guarantee Amount at Maturity Date Renewal</b>	<p>If a Maturity Date is renewed before the Annuitant turns 80, the Death Guarantee Amount for the new term has the potential to increase to the Renewal Deposit, which is the Maturity Benefit for the previous term.</p> <p>If the Annuitant is age 80 or older at time of renewal, the Death Guarantee Amount for the previous term will be carried over to the new term.</p>
<b>Annuity Payment</b>	<p>At the Contract Maturity Date we will start making payments to your client unless they select another option.</p>

Certain restrictions and other conditions may apply. For full details on BMO Guaranteed Investment Funds, please consult the Information Folder and Policy Provisions.

# Protect your Client's Retirement Savings and Lock-in Market Gains

## Highlighting GIF 100/100

BMO's Guaranteed Investment Funds make it easier for you to manage your client's investments by taking a lot of the worry and work out of investing in the market.

### Here's how:

- Your client's Maturity Guarantee Amount automatically resets every month up to 10 years before the Maturity Date, so if the market value of your client's investment goes up, so can your client's Maturity Guarantee Amount. This takes a lot of the work and worry out of monitoring your clients' investments. No other segregated fund offers this level of protection.
- If the market goes down, up to 100%\* of your client's investment or higher reset Maturity Guarantee Amount is protected for the term your client selects.

### Maturity Date and Guarantee Levels

#### Example:

Amelie, age 45, establishes a GIF 100/100 Contract on December 15, 2016 and selects a term of 25 years with a Maturity Date of December 31, 2041 (when Amelie will be age 70). Any deposits that Amelie makes up to and including December 31, 2026 (when Amelie is age 55) will be guaranteed at 100%. Any Deposits made after December 31, 2026 will be guaranteed at 75%.



### Renewal of the Maturity Date

If the Maturity Date is renewed, a Renewal Deposit equal to the Maturity Benefit for the previous term will be re-allocated to your client's policy.

The Maturity Guarantee Amount for the new term will be set by: (a) 100% of the Renewal Deposit made at least 15 years before the Subsequent Maturity Date or the Contract Maturity Date, or (b) 75% of the Renewal Deposit made less than 15 years before the Contract Maturity Date. Upon renewal, your clients also enjoy the same Maturity Guarantee Amount reset benefits until 10 years before the Subsequent Maturity Date. Please ensure we receive your client's instructions at least 30 days before renewal.

### Maturity Guarantee Amount Resets

Maturity Guarantee Amount resets give your clients an opportunity to lock-in gains when markets rise so that at a future date (Maturity Date) your clients are guaranteed a certain return of funds that include these gains. It is a powerful and distinguishing feature of segregated fund products.

As an advisor, it can be difficult and confusing trying to understand, let alone remember, the ever-changing landscape and variety of choices of segregated fund products and their maturity resets.

#### For example:

- Some products don't have maturity guarantee resets at all.
- Some products (for an extra fee) offer automatic maturity resets but only once a year - what are the chances your clients' Maturity Guarantee Amount will reset at the right time?
- Other products offer limited client-initiated maturity resets, once, maybe twice a year - which means you need to make the right call at the right time... a stressful responsibility for you as an advisor.

\* 100% on deposits made at least 15 years and 75% on deposits made less than 15 years from the Maturity Date.



BMO GIFs take the pressure off and the gamble out of annual resets with **automatic monthly resets**, so chances are your clients will get more out of market upswings. No action is required by you or your clients. It's that easy! You'll never need to second-guess whether you've picked the right time to lock-in market gains for your clients.

BMO GIFs with built-in **automatic monthly resets** have the potential to increase the policy Maturity Guarantee Amount on the last Valuation Day of each month ("Maturity Reset Date") up to and including **10 years** before your client's selected Maturity Date. Resets will not impact the client-selected Maturity Date.

Monthly reset calculations for Deposits guaranteed at 100% are performed separately from Deposits guaranteed at 75% (those made with less than 15 years to the Maturity Date). Each monthly reset calculation compares the current Maturity Guarantee Amount against 100% or 75% of the corresponding Market Value of the Deposits. Each Maturity Guarantee Amount is increased to the respective percentage of the associated Market Value if higher. The policy Maturity Guarantee Amount is then the sum of the Maturity Guarantee Amount for Deposits guaranteed at 100% and the Maturity Guarantee Amount for Deposits guaranteed at 75%.

TIP

Avoid undue delay for policy issue, be sure your clients select the term to the Maturity Date in Section 2 of the application.

**Select the term of Maturity Date (one only)**

☐ 15 years      ☐ other \_\_\_\_\_ (no. of years) If no selection



# Example of How Maturity Guarantee Resets Work

In this example your client, Richard, age 50, establishes a GIF 100/100 Contract on December 15, 2016 with a Deposit of \$10,000 and a Maturity Date of December 31, 2036 (100% guarantee level since the Deposit is more than 15 years from the Maturity Date). Richard also makes a Subsequent Deposit of \$7,500 on November 15, 2022 (75% guarantee level since Deposit is less than 15 years to the Maturity Date). Richard makes no withdrawals.

**Table 1** illustrates the operation of resets for Deposits at the 100% guarantee level. The example assumes that in 2023, the Market Value of the \$10,000 Initial Deposit has increased resulting in a Maturity Guarantee Amount of \$14,000.

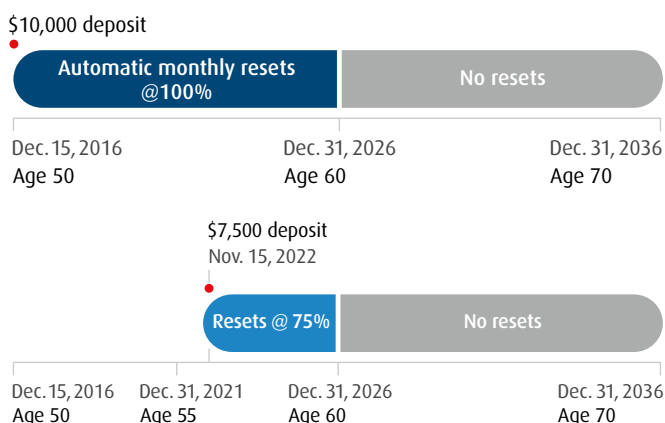
Maturity Reset Date (Year 2023)	Maturity Guarantee Amount before Maturity Reset Date	Market Value of Deposits on Maturity Reset Date	Maturity Guarantee Amount after Maturity Reset Date
Jan 31	\$14,000	\$14,200	\$14,200
Feb 28	\$14,200	\$14,100	\$14,200*
Mar 31	\$14,200	\$14,600	\$14,600
Apr 30	\$14,600	\$15,300	\$15,300
May 31	\$15,300	\$15,000	\$15,300*
Jun 30	\$15,300	\$15,400	\$15,400

\*No reset is exercised as the Market Value is lower than or equal to the Maturity Guarantee Amount. The Maturity Guarantee Amount before the reset is maintained.

After the reset on June 30, 2023, the minimum amount Richard would receive at his selected Maturity Date (Maturity Guarantee Amount) would be \$15,400. Automatic monthly resets would continue to be performed until December 31, 2026 (10 years before Richard's selected Maturity Date):

Continuing with this example, since Richard's Subsequent Deposit of \$7,500 on November 15, 2022 was made with less than 15 years to the Maturity Date, it is guaranteed at 75% (Maturity Guarantee Amount = \$7,500 x .75 = \$5,625). Automatic monthly resets for Deposits guaranteed at 75% will be performed separately until 10 years before the Maturity Date, or from Richard's ages 55 to 60.

Assuming that in January 2023 the Market Value of this \$7,500 Subsequent Deposit has increased to \$8,000, resulting in a Maturity Guarantee Amount of \$6,000 (75% of \$8,000), **Table 2** illustrates the operation of resets for Deposits at the 75% guarantee level.



**Table 2 – 75% Guarantee Level**

Maturity Reset Date (Year 2023)	Maturity Guarantee Amount before Maturity Reset Date (A)	Market Value of Deposits on Maturity Reset Date	75% of Market Value of Deposits on Maturity Reset Date (B)	Maturity Guarantee Amount after Maturity Reset Date Higher of (A) or (B)
Jan 31	\$6,000	\$8,000	\$6,000 (.75 x 8,000)	\$6,000*
Feb 28	\$6,000	\$9,000	\$6,750 (.75 x 9,000)	\$6,750
Mar 31	\$6,750	\$8,000	\$6,000 (.75 x 8,000)	\$6,750*
Apr 30	\$6,750	\$9,500	\$7,125 (.75 x 9,500)	\$7,125
May 31	\$7,125	\$9,500	\$7,125 (.75 x 9,500)	\$7,125*
Jun 30	\$7,125	\$10,000	\$7,500 (.75 x 10,000)	\$7,500

\*No reset is exercised as 75% of the Market Value is lower than or equal to the Maturity Guarantee Amount. The Maturity Guarantee Amount before the reset is maintained.

The Maturity Guarantee Amount for the policy would then be the sum of the Maturity Guarantee Amounts at both the 100% and 75% guarantee level as shown in **Table 3**:

**Table 3 – Sum of Maturity Guarantee Amounts**

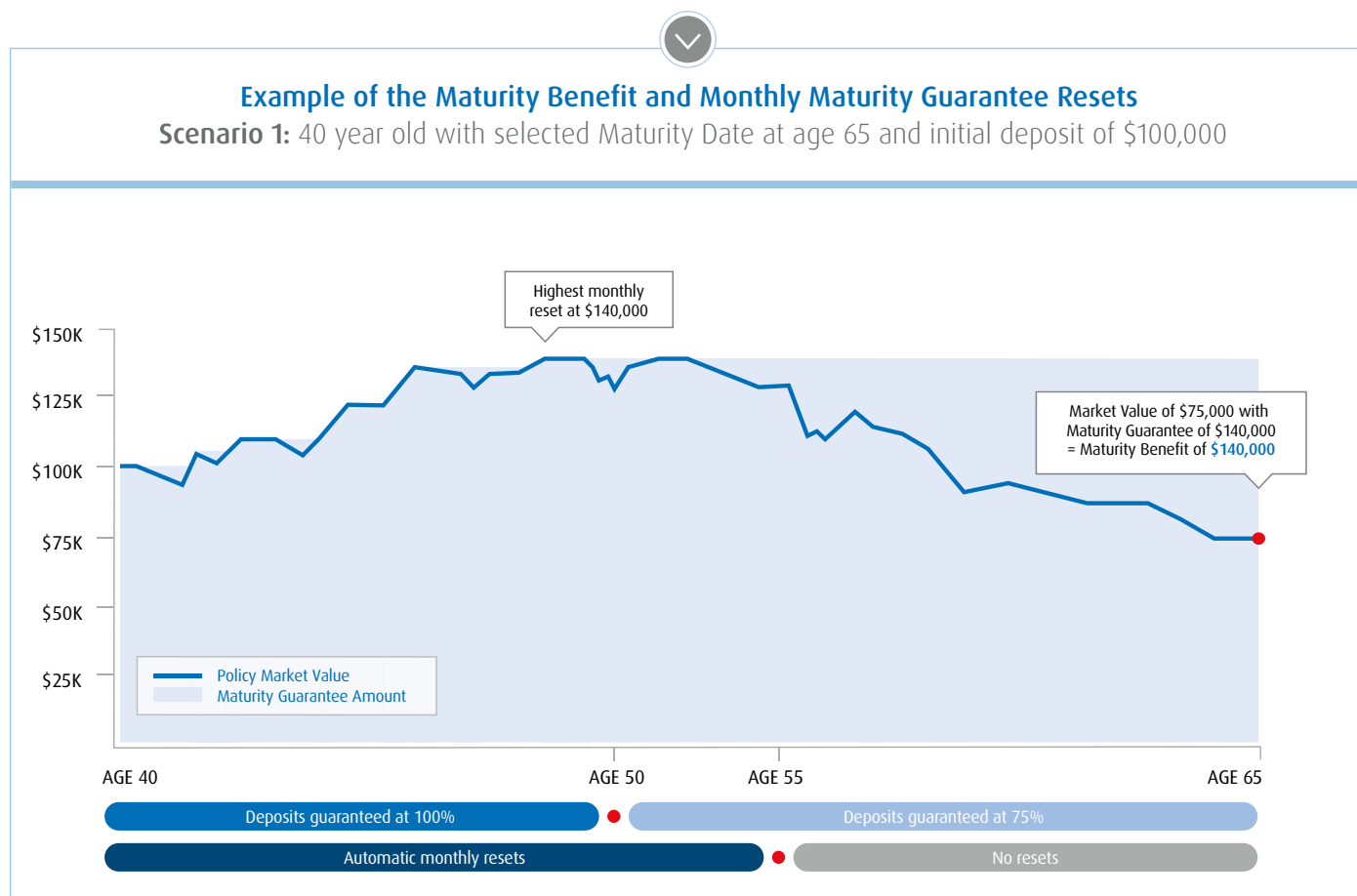
Maturity Reset Date (Year 2023)	Maturity Guarantee Amount after Maturity Reset Date (100% Guarantee Level) (A)	Maturity Guarantee Amount after Maturity Reset Date (75% Guarantee Level) (B)	Contract Maturity Guarantee Amount after Maturity Reset Date (A) + (B)
Jan 31	\$14,200	\$6,000	\$20,200
Feb 28	\$14,200	\$6,750	\$20,950
Mar 31	\$14,600	\$6,750	\$21,350
Apr 30	\$15,300	\$7,125	\$22,425
May 31	\$15,300	\$7,125	\$22,425
Jun 30	\$15,400	\$7,500	\$22,900

The last column in Table 3 (“Contract Maturity Guarantee Amount”) is important as these are the Maturity Guarantee Amounts that will show on your client’s semi-annual statements.

# Case Studies – Putting It All Together

## Scenario 1

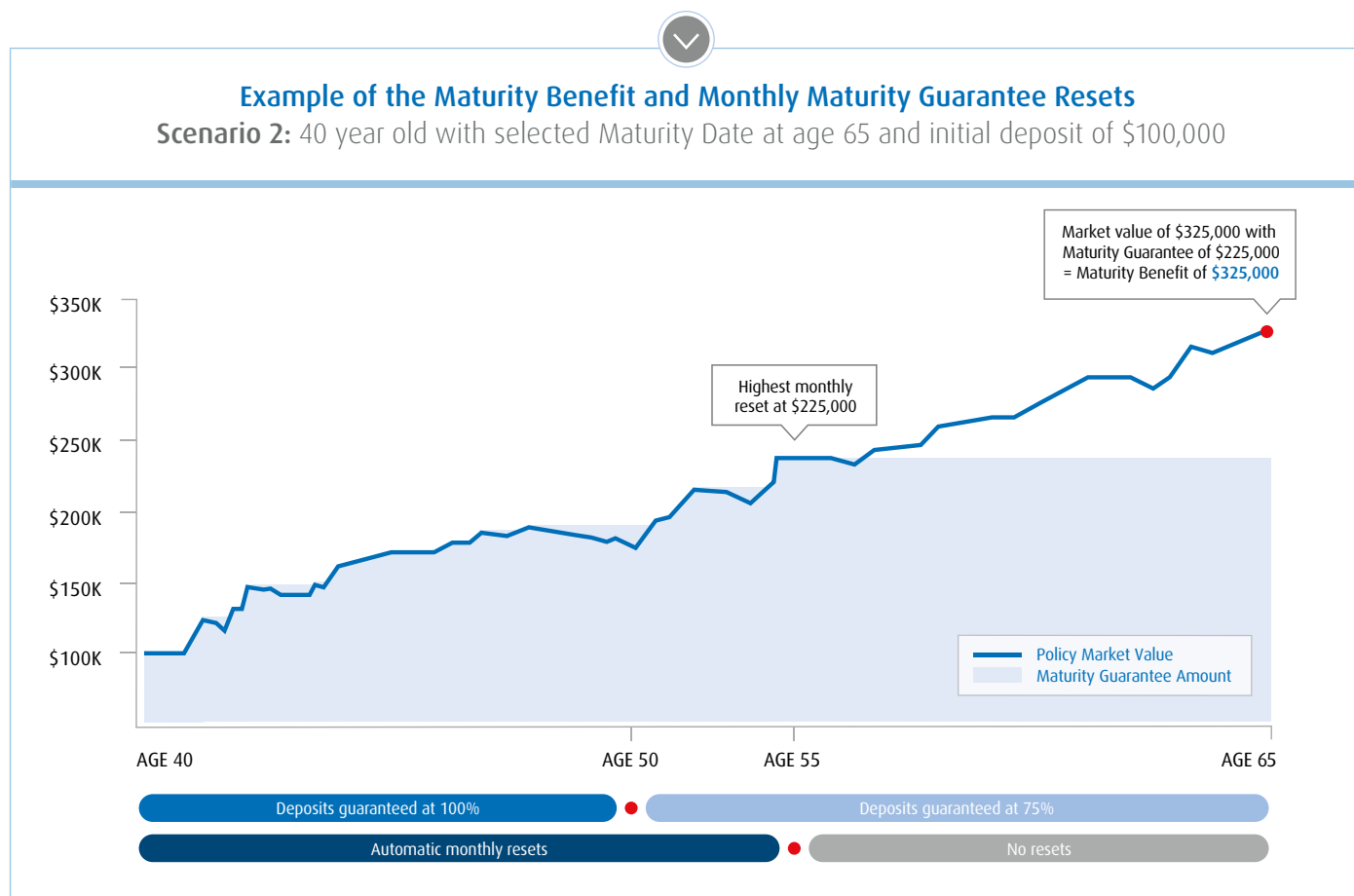
Your client, John, age 40, contributes a single deposit of \$100,000 to a BMO Guaranteed Investment Funds 100/100 Contract and selects a Maturity Date term of 25 years to John's age 65. John does not make any subsequent deposits or withdrawals. In Scenario 1, the Market Value of John's policy is **less than** the Maturity Guarantee Amount at the Maturity Date.



- Regardless of the Market Value of his investments, John is assured of receiving at least \$100,000 at the Maturity Date. John's beneficiary is assured of receiving at least \$100,000 if he were to die before the Maturity Date.
- Resets of the Maturity Guarantee Amount are automatically performed at the end of each month until 10 years before the Maturity Date. Since the term of the Maturity Date selected was 25 years, this means monthly resets are performed for the first 15 years (to John's age 55). The highest monthly reset increased the Maturity Guarantee Amount to \$140,000, effectively locking-in these market gains at the Maturity Date.
- At the Maturity Date, the Market Value at \$75,000 is less than the Maturity Guarantee Amount of \$140,000, so we would make a top-up payment of \$65,000 so that John's Maturity Benefit would equal \$140,000.
- At age 65, John decides to renew his BMO GIF 100/100 policy and selects a subsequent term of 20 years to John's age 85.
- The Renewal Deposit is \$140,000 (the previous term's Maturity Benefit). Since the new term selected is at least 15 years, the new Maturity Guarantee Amount is \$140,000 (100% of the Renewal Deposit). And since at renewal John is also under age 80, the Death Guarantee Amount is reset to \$140,000 (because the Renewal Deposit is higher than the original Death Guarantee Amount of \$100,000). If, however, John was age 80 or older at time of renewal, there would be no reset and the previous Death Guarantee Amount of \$100,000 would be carried over to the new term.

## Scenario 2

We continue with the same example as Scenario 1 (Initial Deposit of \$100,000), but with Scenario 2 the Market Value of John's policy is **greater than** the Maturity Guarantee Amount at the Maturity Date.



- There are no resets between John's ages 55 to 65 even if the market is going up because resets are only available until 10 years before the Maturity Date.
- Under Scenario 2, the highest monthly reset increased the Maturity Guarantee Amount to \$225,000, effectively locking-in these market gains in value at the Maturity Date.
- At the Maturity Date, the Market Value at \$325,000 is greater than the Maturity Guarantee Amount of \$225,000, so the Maturity Benefit would equal \$325,000 (no top-up payment would be made).
- At age 65, John decides to renew his BMO GIF 100/100 policy and selects a subsequent term of 20 years to John's age 85. The Renewal Deposit is \$325,000 (the previous term's Maturity Benefit). Since the new term selected is at least 15 years, the new Maturity Guarantee Amount is \$325,000 (100% of the Renewal Deposit). Since at renewal John is also under age 80, the Death Guarantee Amount is reset to \$325,000 (since the Renewal Deposit is higher than the original Death Guarantee Amount of \$100,000). If, however, John was 80 or older at time of renewal, there would be no Death Guarantee Amount reset and the previous Death Guarantee Amount of \$100,000 would be carried over to the new term.



# BMO GIFs Protect the Value of your Client’s Estate for Future Generations

With our two new GIF guarantee options, you now have greater choice and flexibility in helping to create a plan that fits your clients’ needs, depending on their age and estate planning goals. Younger pre-retirees may prefer a 75% death guarantee on deposits, saving fees for higher potential returns. Those close to retiring or retirees may want greater protection of their capital and legacy on death. Older retirees planning to transfer wealth to the next generation may also want greater protection on their investment on death with up to 100% guarantee on deposits (100% on deposits made before age 80, and 75% of deposits made on or after age 80). Let’s look at an example to help explain the Death Benefit and how it works.

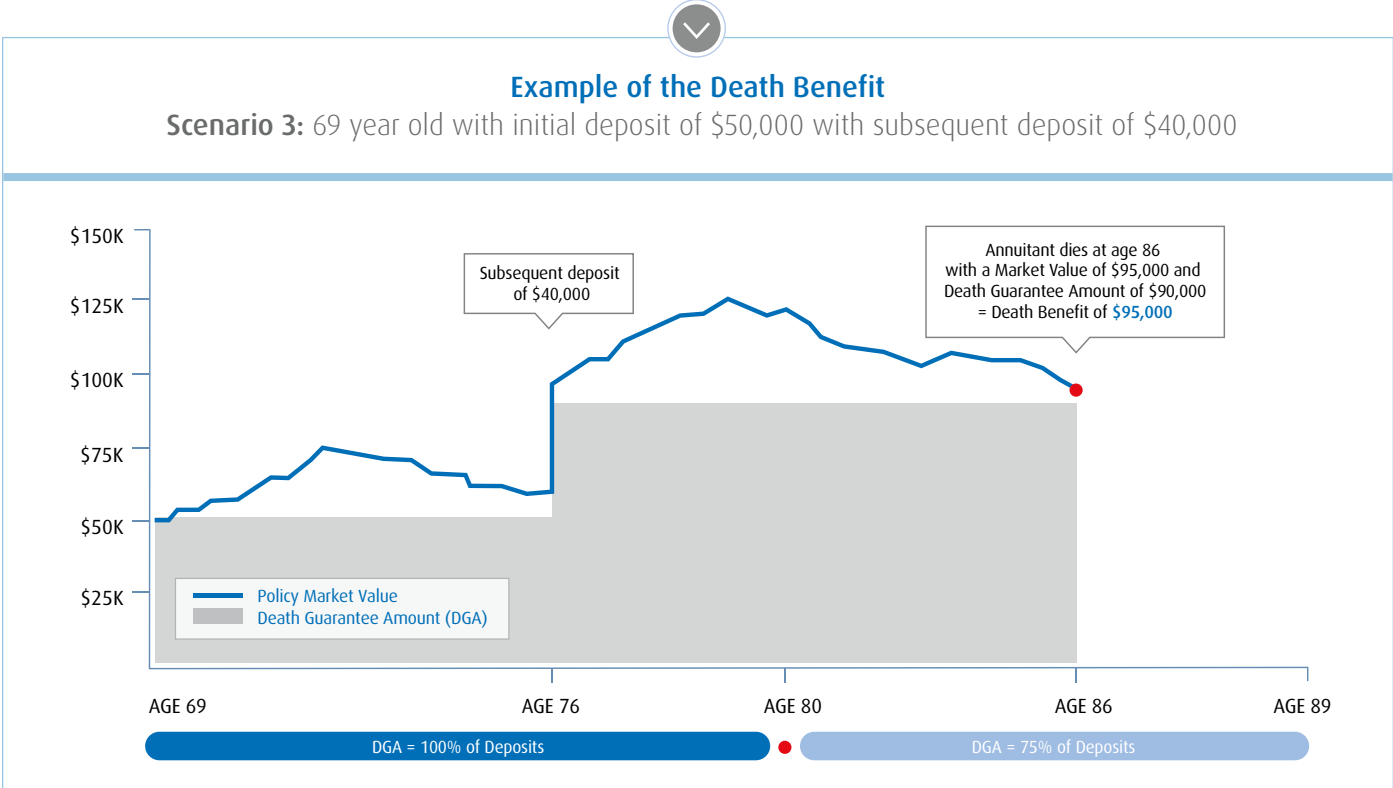
### Scenario 3

Evelyn, age 69, establishes a GIF 100/100 Contract (**without** the Death Guarantee Reset Option) with an Initial Deposit of \$50,000 on October 15, 2016. Evelyn makes a Subsequent Deposit of \$40,000 on October 15, 2023 (when Evelyn is age 76).

Evelyn dies at age 86. The Death Guarantee Amount and Death Benefit are shown in the following table and chart:

Deposit Date	Age at Deposit	Deposit Amount	Death Guarantee Amount Percentage	Policy Death Guarantee Amount
Oct. 15, 2016	69	\$50,000	100%*	\$50,000
Oct. 15, 2023	76	\$40,000	100%*	\$90,000

\* Since deposits were made before age 80



- At the time of Evelyn’s death, her policy Market Value is \$95,000. Since the policy Death Guarantee Amount at \$90,000 is less than the Market Value of \$95,000, there would be no top-up payment and a Death Benefit of \$95,000 would be payable to Evelyn’s beneficiary.

# Maximizing the Value of your Client's Estate – Death Guarantee Resets

## Highlighting GIF 75/100 and GIF 100/100

75/100

100/100

Death Guarantee Resets offer your clients the opportunity to increase the Death Guarantee Amount by providing automatic resets every third policy anniversary up to and including the last policy anniversary before your client's 80<sup>th</sup> birthday. They essentially lock-in market gains for the benefit of your client's beneficiaries, helping to maximize the value of your client's estate.

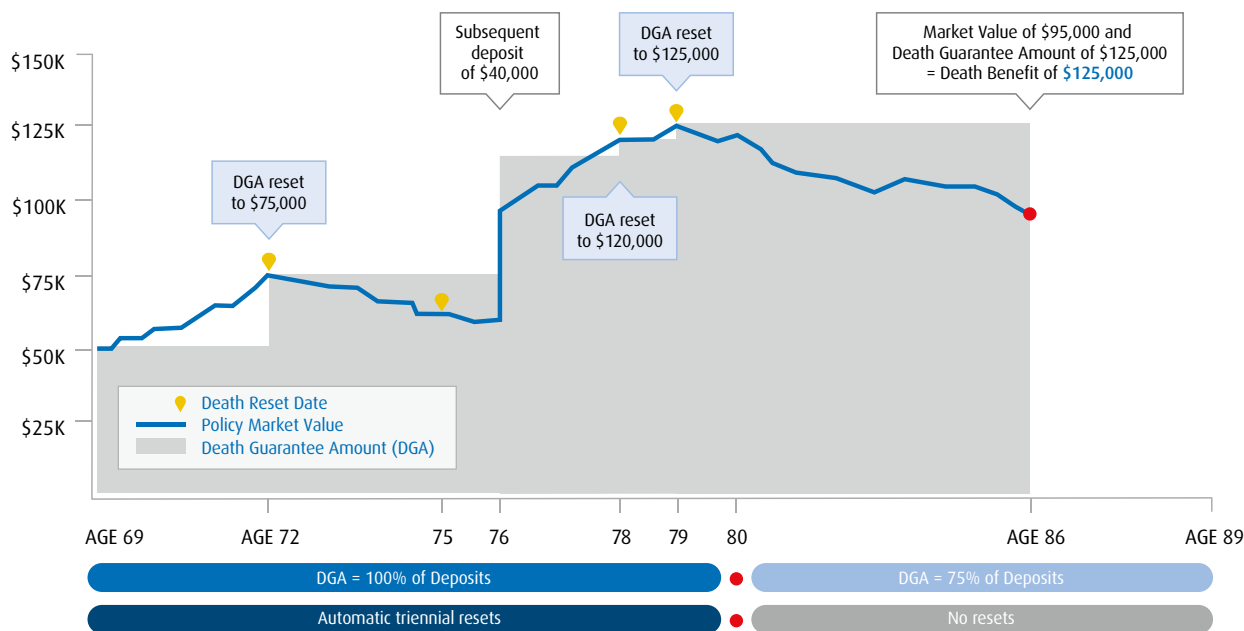
Death Guarantee Resets are a standard feature and are included as a benefit in the GIF 75/100 Guarantee Option. Death Guarantee Resets are also available as an option with the GIF 100/100 Guarantee Option, but only if the Death Guarantee Reset Option is selected. This optional benefit must be selected at time of application and a separate fee is deducted semi-annually from the client's account (refer to Death Guarantee Reset Option Fee in Product Overview section for full details).

### Scenario 4

Evelyn, age 69, instead purchases a GIF 75/100 Contract (or alternatively a GIF 100/100 Contract **with** the Death Guarantee Reset Option) with an Initial Deposit of \$50,000 on October 15, 2016. Evelyn makes a Subsequent Deposit of \$40,000 on October 15, 2023 (when Evelyn is age 76). Evelyn dies at age 86.

### Example of the Death Benefit with Death Guarantee Resets

**Scenario 4:** 69 year old with initial deposit of \$50,000 with subsequent deposit of \$40,000



- Initially, Evelyn's beneficiary is assured of receiving at least \$50,000 if Evelyn were to die before her selected Maturity Date (Death Guarantee Amount is 100% of the Initial Deposit since it was made before age 80).
- On Evelyn's 3<sup>rd</sup> policy anniversary at age 72, the Market Value of her Contract at \$75,000 is greater than the current Death Guarantee Amount of \$50,000; her Death Guarantee Amount is reset to \$75,000.
- On Evelyn's 6<sup>th</sup> policy anniversary at age 75, the Market Value of her Contract at \$65,000 is less than the current Death Guarantee Amount of \$75,000; the Death Guarantee Amount of \$75,000 is maintained.
- The Subsequent Deposit made at Evelyn's age 76 increased the Death Guarantee Amount by \$40,000 to \$115,000 (since the Subsequent Deposit was made before age 80 it is guaranteed at 100%).

- At Evelyn's 9<sup>th</sup> policy anniversary at age 78, the Market Value of her Contract at \$120,000 is greater than the current Death Guarantee Amount of \$115,000; her Death Guarantee Amount is reset to \$120,000.
- Evelyn's 10<sup>th</sup> policy anniversary at age 79 is the last policy anniversary before Evelyn's 80<sup>th</sup> birthday and a final Death Guarantee Reset is performed. The Market Value of her Contract at \$125,000 is greater than the current Death Guarantee Amount of \$120,000, so her Death Guarantee Amount is reset to \$125,000.

At the time of Evelyn's death (age 86), her policy Market Value is \$95,000. Since the policy Death Guarantee Amount at \$125,000 is greater than the Market Value of \$95,000, we would make a top-up payment of \$30,000 so that the Death Benefit payable to Evelyn's beneficiary would be \$125,000.

### A summary of the Death Guarantee Resets is shown in the following table:

Death Reset Date (Annuitant's Age)	Death Guarantee Amount before Death Reset Date	Market Value of Deposits on Death Reset Date	Death Guarantee Amount after Death Reset Date
72	\$50,000	\$75,000	\$75,000
75	\$75,000	\$65,000	\$75,000*
78	\$115,000	\$120,000	\$120,000
79	\$120,000	\$125,000	\$125,000**

\* No Death Guarantee Reset is exercised as the Market Value is lower than or equal to the Death Guarantee Amount. The Death Guarantee Amount before the reset is maintained. \*\* This is the last policy anniversary before the Annuitant's 80<sup>th</sup> birthday. A final Death Guarantee Reset is performed even though the policy anniversary does not fall on the normal 3 year cycle.

## Fund Options and Portfolio Management

Working closely with our portfolio manager, BMO Asset Management Inc., BMO Insurance's two new guarantee options, GIF 75/75 and GIF 75/100, offer six new ETF Portfolio GIFs. This breadth of funds offers you and your clients greater choice and flexibility, up to 100% equity content or 100% fixed income content, with many options in between. These new ETF Portfolio GIFs also offer exposure to North American, global and emerging markets. What's more, we've also added our popular BMO Low Volatility Canadian and U.S. Equity ETFs.

Our GIF 100/100 Guarantee Option offers four distinctive BMO Guaranteed Investment Funds with exposure to North American and global equity and fixed income exchange traded funds (ETFs), as well as a money market fund. The balanced fund mandates of the BMO GIFs offer investors a choice of broad exposure to Canadian, North American and global based companies or a focus on income generating securities.

Our portfolio manager, BMO Asset Management Inc., is part of BMO Global Asset Management, one of the world's 50 largest asset managers with over \$311 billion in combined assets under management (October 2015).



BMO Asset Management is one of Canada's leading and fastest growing issuers of ETFs with over \$24 billion\* in ETF managed assets.

\*December, 2015

# BMO GIF Funds - At a Glance

GIF 75/75 and GIF 75/100



## BMO ETF Portfolio GIFs

Introducing six new BMO ETF Portfolio GIFs that enable you to choose an equity/fixed-income split depending on your client’s investment time horizon and goals, as well as their risk tolerance. These portfolios provide exposure to Canadian, U.S. and international fixed income and equity securities.

BMO ETF Portfolio GIFs invest in select BMO ETF Portfolios that combine several individual BMO ETFs to build a well-diversified portfolio in a single segregated fund, where professional money managers strategically allocate money across various investment solutions.

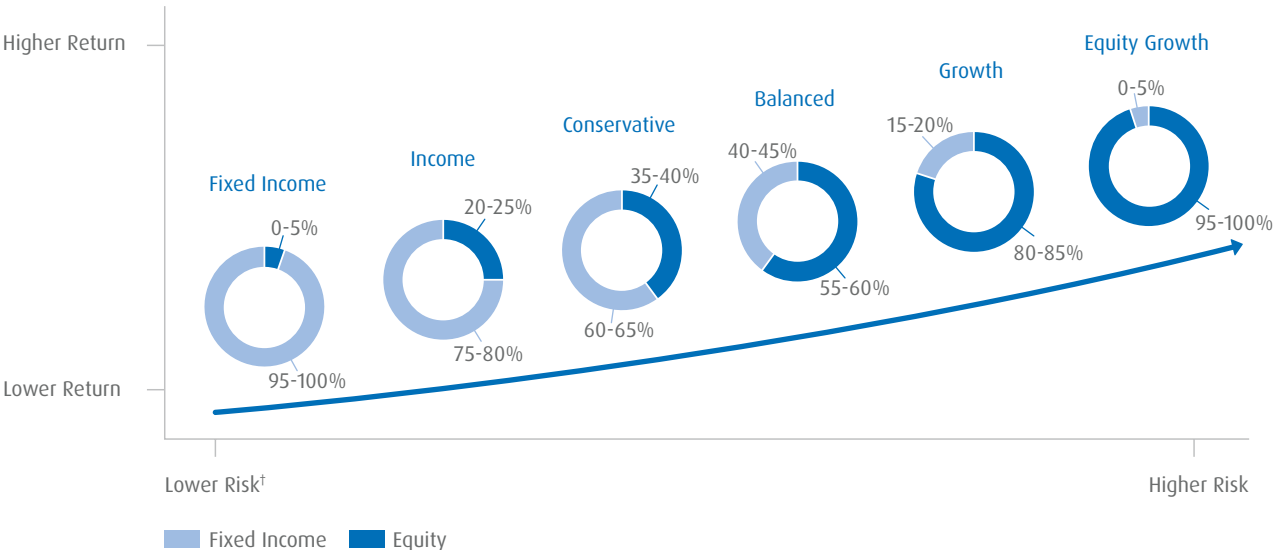
BMO ETF Portfolio GIFs are comprised of award-winning BMO ETFs managed by BMO Asset Management’s world class investment team. The investment team combines active fund management with passive ETF solutions to create innovative portfolios. These portfolios are core investments that deliver returns based on your client’s risk profile. BMO Asset Management uses leading edge proprietary techniques to carefully manage the risk of each ETF portfolio to offer participation when markets are moving higher and downside protection when markets are in decline.

### Investor benefits

- All-in-one investment solutions
- Targets a maximum potential return based on risk profile
- Offers a diversified portfolio of ETFs combined in a single segregated fund
- Provides professional portfolio management with ongoing monitoring
- Can be used as a core holding in a portfolio
- Highly competitive fees

### All-in-one Investment Solutions

Find the right portfolio to meet your needs.



\* Risk is defined as the uncertainty of a return and the potential for capital loss in your investment.





### BMO ETF Portfolio GIFs - Asset Mix\*

Actively managed funds mean the asset mix may be changed over time to reflect the portfolio manager's long-term outlook.

	Fixed Income ETF Portfolio GIF	Income ETF Portfolio GIF	Conservative ETF Portfolio GIF	Balanced ETF Portfolio GIF	Growth ETF Portfolio GIF	Equity Growth ETF Portfolio GIF
<b>Equity/Fixed Income Proportion</b>	<b>0% / 100%</b>	<b>25% / 75%</b>	<b>40% / 60%</b>	<b>60% / 40%</b>	<b>80% / 20%</b>	<b>100% / 0%</b>
Equity	BMO S&P 500 Index ETF	-	5.0%	8.5%	18.0%	25.0%
	BMO S&P/TSX Capped Composite Index ETF	-	6.0%	5.0%	7.5%	15.0%
	BMO MSCI EAFE Hedged to CAD Index ETF	-	6.5%	10.0%	15.0%	25.0%
	BMO MSCI EAFE Index ETF	-	3.5%	6.0%	7.0%	15.0%
	BMO MSCI Emerging Markets Index ETF	-	-	-	4.0%	8.0%
	BMO NASDAQ 100 Equity Hedged to CAD Index ETF	-	-	-	4.0%	5.0%
	BMO Canadian Dividend ETF	-	-	5.0%	5.0%	5.0%
	BMO India Equity Index ETF	-	-	1.0%	1.5%	2.0%
	BMO US Dividend Hedged to CAD ETF	-	4.0%	5.5%	-	-
	<b>Total in Equity</b>	<b>-</b>	<b>25.0%</b>	<b>40.0%</b>	<b>60.0%</b>	<b>100.0%</b>
Fixed Income	BMO Aggregate Bond Index ETF	47.5%	37.5%	20.0%	12.5%	-
	BMO Mid Corporate Bond Index ETF	20.0%	15.0%	7.0%	5.0%	-
	BMO Mid-Term US IG Corporate Bond Index ETF	10.0%	10.0%	13.0%	10.0%	-
	BMO High Yield US Corporate Bond Hedged to CAD Index ETF	15.0%	5.0%	5.0%	-	-
	BMO Short Corporate Bond Index ETF	-	-	3.0%	2.5%	-
	BMO Emerging Markets Bond Hedged to CAD Index ETF	5.0%	5.0%	8.0%	7.5%	-
	BMO Floating Rate High Yield ETF	2.5%	2.5%	4.0%	2.5%	-
	<b>Total in Fixed Income</b>	<b>100.0%</b>	<b>75.0%</b>	<b>60.0%</b>	<b>40.0%</b>	<b>20.0%</b>

\* As of December 31, 2015.

### Plus we've added BMO's two popular low volatility equity ETFs

**BMO Low Volatility Canadian and U.S. Equity ETF GIFs** are designed to provide exposure to a low beta weighted portfolio of Canadian or U.S. stocks. Beta measures the security's sensitivity to market movements. The funds utilize a rules based methodology to select the least market sensitive stocks based on five year underlying beta. The ETFs are rebalanced in June and reconstituted in December with an objective to provide investors with exposure to the performance of a portfolio of securities with the potential for long term capital growth.



### Investor benefits

- Provides convenient and efficient exposure to a portfolio of low volatility Canadian or U.S. equities
- Screened and weighted for lower beta securities (lower sensitivity to market volatility)
- Sector and security diversified to avoid over concentration
- The underlying securities of these ETFs have large daily trade volumes which represents the ETFs true liquidity

## GIF 100/100

100  
100

Our GIF 100/100 Guarantee Option offers four distinctive BMO Guaranteed Investment Funds. To enhance performance, we've recently made changes to each fund's asset mix and have added both a Canadian and U.S. corporate bond component to complement Canadian Federal bonds. We've also introduced global equity content for broader diversification and equity participation.



### BMO GIF 100/100 Funds - Asset Mix\*

The proportion of equities vs. fixed income may change frequently.  
Aggregate equity investments in a Fund will not exceed 75%.

Equity Holdings	Canadian Balanced Growth GIF	U.S. Balanced Growth GIF	Canadian Income Strategy GIF	North American Income Strategy GIF
BMO S&P/TSX Capped Composite Index ETF	76.0%	-	11.0%	10.0%
BMO Canadian Dividend ETF	-	-	11.0%	12.0%
BMO S&P/TSX Laddered Preferred Share Index ETF	-	-	5.5%	5.0%
BMO Equal Weight REITs Index ETF	-	-	5.0%	4.0%
BMO Equal Weight Banks Index ETF	-	-	6.5%	-
BMO Equal Weight Utilities Index ETF	-	-	5.0%	-
BMO Low Volatility Canadian Equity ETF	-	-	11.0%	10.0%
BMO S&P 500 Index ETF	12.0%	100.0%	22.5%	16.0%
BMO Low Volatility U.S. Equity ETF	-	-	-	15.0%
BMO MSCI EAFE ETF	12.0%	-	22.5%	20.0%
BMO Global Infrastructure Index ETF	-	-	-	8.0%
Fixed Income Holdings				
BMO Mid Federal Bond Index ETF	60.0%	60.0%	60.0%	60.0%
BMO Mid Corporate Bond Index ETF	32.5%	32.5%	32.5%	32.5%
BMO Mid-Term US IG Corporate Bond Index ETF	7.5%	7.5%	7.5%	7.5%

\*As of January 31, 2016.

Refer to Fund Profiles for full and current details of each Fund at [bmoinsurance.com/advisor/GIF](http://bmoinsurance.com/advisor/GIF)



# Highlights of BMO GIF Client and Fund Reporting

## What information will my clients receive?

We will mail your clients the following over the term of their Contract:

- Confirmations for most financial transactions (including the guarantee option)
- Statements as at June 30 and December 31
- Required updates affecting their Contract

Copies of all communications to your clients will be mailed to you via your MGA.

Audited financial statements and semi-annual unaudited financial statements for the segregated funds can be accessed on our websites by advisors at [bmoinsurance.com/advisor/GIF](https://bmoinsurance.com/advisor/GIF) and by clients at [bmoinsurance.com/GIF](https://bmoinsurance.com/GIF), or upon request by contacting our BMO GIF Administrative and Services Office.

## What documents must I provide my clients at point of sale?

Below are the documents that must be provided to the client before purchasing BMO Guaranteed Investment Funds:

- Information Folder including Policy Provisions and Fund Facts (Form 602E)
- Application Form (Form 592E)

BMO GIF "Investor Kits" can be ordered through your MGA and are also available in electronic form on our website at [bmoinsurance.com/advisor/GIF](https://bmoinsurance.com/advisor/GIF). These kits contain all of the disclosure you require for your client.

## How can I get the status of my client's account?

In addition to copies of client statements, you can apply for and get access online to your client's account information through our "Advisortrax" service. You can apply for online access by going to [BLA.advisortrax.unitrax.com](https://BLA.advisortrax.unitrax.com)

## Where can I get more information about the Funds and their returns?

Fund profiles are available online at [bmoinsurance.com/advisor/GIF](https://bmoinsurance.com/advisor/GIF)

## Where can I get information about the underlying ETFs?

More information about BMO ETFs is available online at [bmoetfs.com](https://bmoetfs.com)

## Who can I contact with questions about the administration of BMO GIFs?

BMO GIF Administrative and Services Office:  
250 Yonge Street, 9<sup>th</sup> Floor Toronto, Ontario M5B 2M8

Telephone: 1-855-639-3867

Fax: 1-855-747-5613

E-mail: [ClientServices.BMOLifeGIF@bmo.com](mailto:ClientServices.BMOLifeGIF@bmo.com)



# Glossary

In this Glossary, “you” and “your” refer to the *Policyowner of the Contract*. “We”, “us”, “our” and “BMO Insurance” refer to BMO Life Assurance Company.

**Administrative Rules** means internal rules, policies and procedures that apply to the administration of the Contract and the segregated funds. They are in addition to terms outlined in the Policy Provisions, Information Folder and Fund Facts and can be changed from time to time, without notice. The applicable Administrative Rules are those in effect at the time the Administrative Rules are being applied.

**Annuitant** means the person on whose life the Maturity Benefit and Death Benefit are determined.

**Beneficiary** means the person or entity entitled to receive the Death Benefit.

**Class or Fund Class** means the notional division of Funds for the purposes of determining the management fee and compensation to the advisor.

**Contract Maturity Date** means the last day this Contract can be in force. The Contract Maturity Date is December 31 of the year the Annuitant turns 100. If December 31 of that year is not a Valuation Day, the Contract Maturity Date will be the last Valuation Day of the year.

**Death Benefit** is the greater of: i) the Death Guarantee Amount; and ii) the Market Value of the Contract.

**Death Benefit Date** means the date we receive satisfactory notification of the death of the Annuitant or the last surviving Annuitant according to our Administrative Rules.

**Death Guarantee Amount** is the minimum amount that will be paid to the designated Beneficiary on death of the Annuitant.

**Death Guarantee Reset** means if at a Death Reset Date the Market Value of Deposits (guaranteed at 100%) is greater than the Death Guarantee Amount, the Death Guarantee Amount will be increased to the Market Value (GIF 75/100 and GIF 100/100 only).

**Death Reset Date** is every 3<sup>rd</sup> policy anniversary up to and including the last policy anniversary before the Annuitant's 80th birthday (GIF 75/100 and GIF 100/100 only).

**Deposit(s)** means the amount you pay into the Contract to be allocated to the Fund(s). The term “Deposit” includes the “Initial Deposit”, the “Subsequent Deposit” and the “Renewal Deposit”.

**Effective Date** means the date the Contract comes into force and it is the date when we allocate the Initial Deposit to a Fund(s).

**Fund(s)** means the segregated funds offered under the Contract.

**Initial Deposit** means the first Deposit paid into the Contract that sets the Contract into force, subject to meeting all requirements under our Administrative Rules for a Contract set up.

**Joint Owners** means two persons who are Policyowners of the Contract.

**Market Value** means the basis under which the value of the Contract, a transaction or a Fund is calculated.

**Maturity Benefit** is the greater of: i) the Maturity Guarantee Amount and ii) the Market Value of the Contract.

**Maturity Date** means the date the Maturity Benefit is payable. A Maturity Date can coincide with the Contract Maturity Date.

**Maturity Guarantee Amount** is the minimum amount that will be paid to the Policyowner at the Maturity Date.

**Maturity Guarantee Reset** means if at a Maturity Reset Date the proportionate Market Value of Deposits at their respective guarantee level is greater than the Maturity Guarantee Amount, the Maturity Guarantee Amount will be increased to its proportionate Market Value (GIF 100/100 only).

**Maturity Reset Date** means the last Valuation Day of each month, up to and including 10 years from the Maturity Date (GIF 100/100 only).

**Policyowner (“you” or “your”)** means the person or entity that may exercise all rights and privileges under the Contract. If the Contract is held jointly, the term “Policyowner” refers to either persons or entities. The Policyowner must be a Canadian resident for income tax purposes when the Contract is issued.

**Primary Annuitant** means the original Annuitant.

**Renewal Deposit** means a deposit that is notionally paid to your Contract on the renewal of a Maturity Date. It is the Maturity Benefit for the previous term (GIF 100/100 only).

**Spousal RIF** means a RIF purchased with money transferred from a Spousal RSP.

**Spousal RSP** means a RSP owned by you and into which your spouse pays Deposits.

**Subsequent Deposit** means a deposit made after the Initial Deposit or Renewal Deposit (GIF 100/100 only).

**Successor Annuitant** means the person you name to become the Annuitant when the Primary Annuitant dies.

**Successor Owner** means the person you designate to become the Owner when you die (referred to as a subrogated policyholder in Quebec).

**Tax Act** means the Income Tax Act (Canada), as amended from time to time.

**Unit** means the notional measurement used to determine your insurance benefits and to record your interest in the Contract.

**Unit Value** means the notional measurement to calculate the value of a Unit of a Fund. It is calculated by dividing the net asset value of a Fund (market value less liabilities) by the number of Units in that Fund on a Valuation Day.

**Valuation Day** means any day that the Toronto Stock Exchange is open for trading and a value is available for the applicable Underlying Fund or other assets of the Fund.

## For advisor use only.

Any amount that is allocated to a segregated fund is invested at the risk of the policyowner and may increase or decrease in value.

Market values and rates of return used in the examples are for illustration purposes only to show how certain product features work in different situations. They are not indicative of future performance. BMO Life Assurance Company is the issuer of the BMO GIF individual variable insurance contract referred to in the Information Folder and the guarantor of any guarantee provisions therein. This document provides an overview of the product features and benefits of BMO GIF. The BMO GIF Information Folder and Policy Provisions provide full details and govern in all cases.

Insurer: BMO Life Assurance Company

® Registered trade-mark of Bank of Montreal, used under licence.

™ Trade-mark of BMO Life Assurance Company.





Talk with us  
**1-855-639-3867**



Learn more  
**[bmoinsurance.com/advisor/GIF](http://bmoinsurance.com/advisor/GIF)**

**BMO**  **Insurance**  
We're here to help.™



06/15-2778 • 594E (2016/06/21)